



Y-700

Wireless Corridor Light
USER MANUAL

I. System Feature:

Using three colors(Red, Yellow, Green) of LED light, Y-700 is used to indicate different service type:






Press “call” button on the transmitter (Model: Y-A1 or Y-A3 or Y-SC), Y-700 flashes in red color.

Press “bill” button on the transmitter (Model: Y-A3), Y-700 flashes in green color.

Yellow light is empty.

Y-700 can work with 90 transmitters(Model: Y-A1 or Y-A3 or Y-SC) in max.

II. System Consist:

	Product	Model	Dimension(mm)
	Wireless corridor light	Y-700	104x86x38
	1-key transmitter (call button)	Y-A1-WR	Φ60x60x17
	1-key transmitter (cancel button)	Y-A1-BC	Φ60x60x17
	3-key transmitter	Y-A3-WR	Φ60x60x17
	3-key transmitter	Y-A3-WG	Φ60x60x17

III. System Instruction:

1. Function key(Open the casing, on the board):

Under setting status:

- (1) Red Key(R): save/delete
- (2) Yellow Key(Y): save/delete
- (3) Green Key(G): save/delete

Under working status:

- (1) Red Key(R): cancel
- (2) Yellow Key(Y): cancel

(3) Green Key(G): cancel

2. Function setting:

- (1) power on: a. “flashing” means it is under working status
b. “Flashing non-stop” means it is in fault.

(2) Save transmitter: power on, press the Red Key(R), then press the “call button” on the transmitter (Model: Y-A1 or Y-A3 or Y-SC) for 3 seconds, will hear “Di Di Di” with flashing, which means it's successful to save the transmitter. Press next “call” button or “cancel” button to save the next transmitter (90 pcs in max).

Release “R” means exit the setting status.

“Di Di Di Di Di Di” non-stop means no space for more transmitters.

“Di Di” means the transmitter has been saved already “Di Di Di” means the transmitter has been saved successfully.

Same with green & yellow light.

Note: 1. Any key of the above is fine for saving transmitters.

2. Only one “Cancel” button can cancel all the transmitters.

(3) Delete transmitter: press the Red Key(R) for 3 seconds.

Note: Saving transmitters should be done completely. After saving, when press the Red Key(R) again, it will delete all the saved transmitters.

(4) The volume of sound is adjustable: high/ mute

IV. Technical Parameter:

Working voltage: DC12V 500mA

Working current: <65mA

Standby Current: <10mA

Sensitivity: <5uV (-106dB)

Volume Output: 85dB

Working environment: -40~80°C Humidity: R <80%

Dimension: 104mm(L)X86mm(W)X38mm(H)